



SISTEMA DE AGUA POTABLE, ALCANTARILLADO Y SANEAMIENTO DE LA PIEDAD
ESTADO ANALÍTICO DEL EJERCICIO DEL PRESUPUESTO DE EGRESOS
CLASIFICACIÓN ADMINISTRATIVA
DEL 01 DE ENERO DEL 2024 AL 30 DE JUNIO DEL 2024

Concepto	EGRESOS					SubEjercicio
	Aprobado	Ampliaciones/Reducciones	Modificado	Devengado	Pagado	
OFICINA DIRECCION	2,066,470.00	0.00	2,066,470.00	703,630.53	703,630.53	1,362,839.47
SECRETARIA	160,700.00	0.00	160,700.00	86,979.74	86,979.74	73,720.26
CONTABILIDAD Y FINANZAS	1,879,750.00	0.00	1,879,750.00	876,108.02	876,108.02	1,003,641.98
COMPRAS	309,300.00	0.00	309,300.00	103,556.46	103,556.46	205,743.54
ALMACEN	453,700.00	0.00	453,700.00	147,508.46	147,508.46	306,191.54
SERVICIOS GENERALES	5,483,402.50	0.00	5,483,402.50	2,012,515.60	2,012,515.60	3,470,886.90
OFICINA COMERCIAL	768,300.00	0.00	768,300.00	354,606.99	354,606.99	413,693.01
CONTURACION Y COBRANZA	1,604,335.00	0.00	1,604,335.00	654,668.44	654,668.44	949,666.56
ACCION A USUARIOS	1,042,115.00	0.00	1,042,115.00	408,726.82	408,726.82	633,388.18
MONITOREO, NOTIFICACION Y MEDICION	3,154,292.50	0.00	3,154,292.50	1,476,044.12	1,476,044.12	1,678,248.38
LABORATORIO	346,200.00	0.00	346,200.00	144,682.50	144,682.50	201,517.50
RECONSTRUCCION DEL AGUA	1,304,850.00	0.00	1,304,850.00	785,297.35	785,297.35	519,552.65
COMUNICACION SOCIAL	1,164,610.00	0.00	1,164,610.00	540,577.70	540,577.70	624,032.30
INFORMATICA	506,100.00	0.00	506,100.00	97,104.18	97,104.18	408,995.82
OFICINA ELECTROMECANICA	2,407,431.00	0.00	2,407,431.00	916,055.15	916,999.59	1,491,375.85
MANTENIMIENTO ELECTROMECANICO	3,671,380.00	0.00	3,671,380.00	2,499,192.64	2,499,192.64	1,172,187.36
OFICINA ESTUDIOS Y PROYECTOS	14,307,410.00	0.00	14,307,410.00	12,339,922.39	12,340,983.95	1,967,487.61
OPERACION EQUIPO DESASOLVE	2,027,500.00	0.00	2,027,500.00	1,111,385.00	1,111,385.00	916,115.00
AGUA POTABLE	33,035,620.00	0.00	33,035,620.00	16,571,680.72	16,571,680.72	16,463,939.28
MANTENIMIENTO DE AGUA	13,083,857.50	0.00	13,083,857.50	6,273,516.42	6,273,516.42	6,810,341.08
MANTENIMIENTO ALCANTARILLADO Y SANEAMIENTO	3,478,577.50	0.00	3,478,577.50	2,082,823.51	2,082,823.51	1,395,753.99
PLANTAS DE TRATAMIENTO	7,922,600.00	0.00	7,922,600.00	4,825,688.58	4,825,688.58	3,096,911.42
RECAMOS	1,390,450.00	0.00	1,390,450.00	483,606.00	483,606.00	906,844.00
TOTAL	101,568,951.00	0.00	101,568,951.00	55,495,877.32	55,497,883.32	46,073,073.68




DIRECTOR GENERAL
SAMUEL DAVID HIDALGO GALLARDO



DIRECTOR SAPAS
ING. JORGE RUBIO OLIVARES



COMISARIO
LIC. J. NATIVIDAD CHAVOZA CRUZ



DEPTO DE CONTABILIDAD
MIRIAN Y GARCIA PANIAGUA

Yo protesto de decir verdad, declaramos que este reporte y sus notas son razonablemente correctos, y son responsabilidad del emisor.

